

Scaled data based on original data using  
LM-79-08 Approved Method: Electrical and Photometric Measurements of Solid-  
State Lighting Products

Test Report Prepared for  
Cooper Lighting Solutions  
(formerly Eaton)

Brand: McGRAW-EDISON

Report Number: P385404

Luminaire Tested: **GWC-SA1A-722-U-SL2-HSS**

Issue Date: 3/3/2020

**Test Information**

Test Method: LM-79-08  
Report Number: P385404  
TEST IS SCALED FROM IESNA LM-79-08 TEST DATA (G2-1903-205-21)  
Test Lab: INNOVATION CENTER  
Issue Date: 3/3/2020  
Manufacturer: COOPER LIGHTING SOLUTIONS (FORMERLY EATON)  
Product Line: MCGRAW-EDISON  
Catalog Number: GWC-SA1A-722-U-SL2-HSS  
Description: GALLEON WALL LUMINAIRE  
(1) 70 CRI, 2200K, 615mA LIGHTSQUARE WITH 16 LEDS AND TYPE II SPILL LIGHT  
ELIMINATOR OPTICS WITH HOUSE SIDE SHIELD  
Light Source: -  
Ballast/Driver: ELECTRONIC DRIVER

**Summary**

Lumens per Lamp: N/A  
Luminaire Lumens: 3031 lumens  
Efficiency: N/A  
Efficacy: 89.1 lumens/watt  
Luminous Opening: Rectangular (W 0.5' x L: 0.5' x H: 0')  
IES Classification: Type III - Medium  
BUG Rating: B1 - U0 - G1

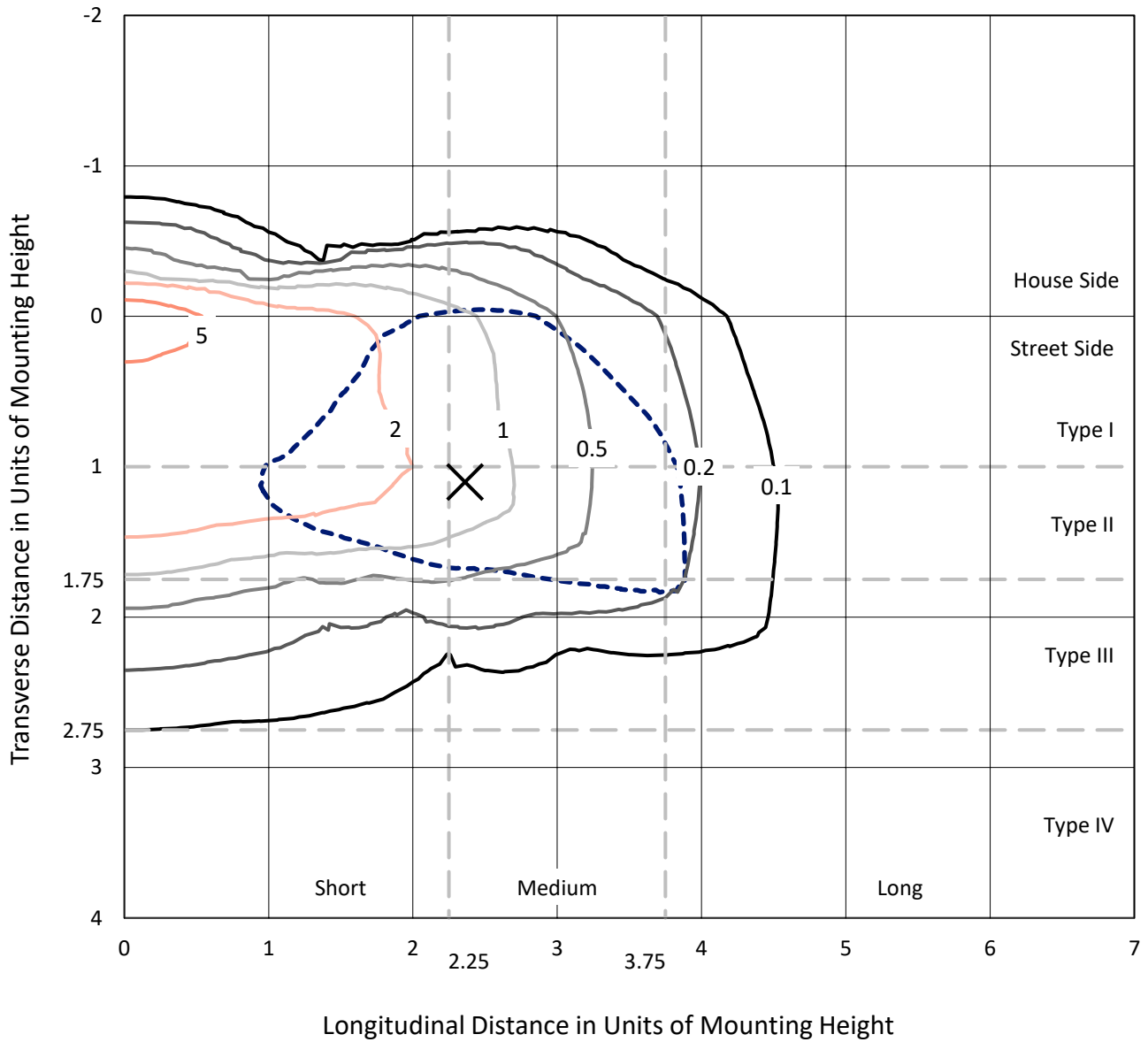
Input Watts (W): 34  
Input Voltage (V): NR  
Input Current (Ain): NR  
Voltage Rise (V): NR  
Power Factor: NR  
Total Harmonic Distortion (THDi): NR  
Frequency (hertz): 60  
Stabilization Time: NR  
Operation Time: NR  
Ambient Temperature (°C): NR  
Test Distance: 24 FT



REPORT NUMBER: P385404  
 CATALOG NUMBER: GWC-SA1A-722-U-SL2-HSS

### Iso-Footcandle Lines of Horizontal Illumination

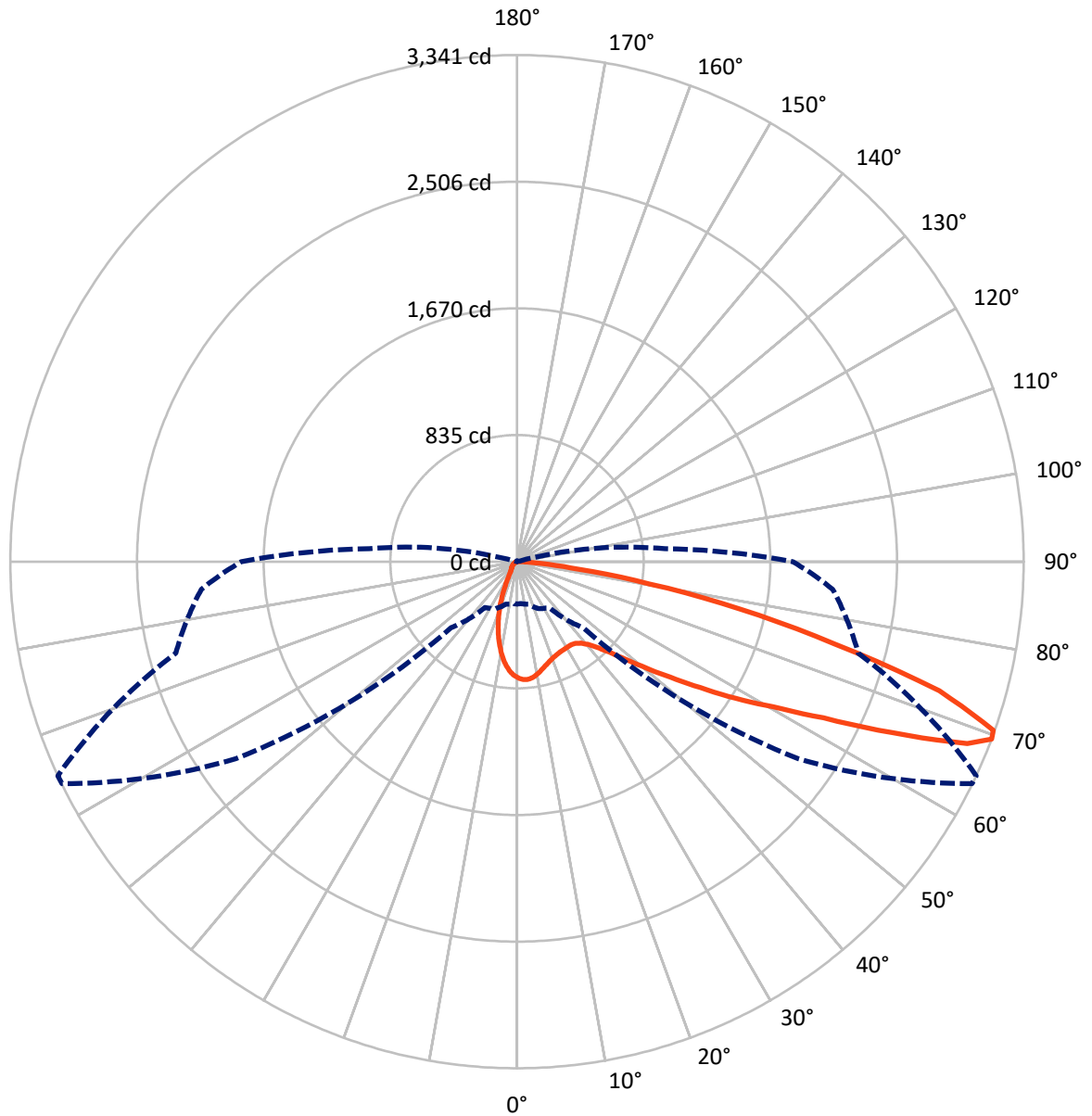
× Max cd  
 - - - 1/2 Max cd



Based on 10 foot mounting height. Maximum calculated value = 7.7 fc  
 Type III - Medium - N/A

REPORT NUMBER: P385404  
CATALOG NUMBER: GWC-SA1A-722-U-SL2-HSS

### Luminous Intensity Polar Plot



— Vertical Plane Through 65-Deg Lateral    - - - Horizontal Cone Through 69-Deg Vertical

REPORT NUMBER: P385404

CATALOG NUMBER: GWC-SA1A-722-U-SL2-HSS

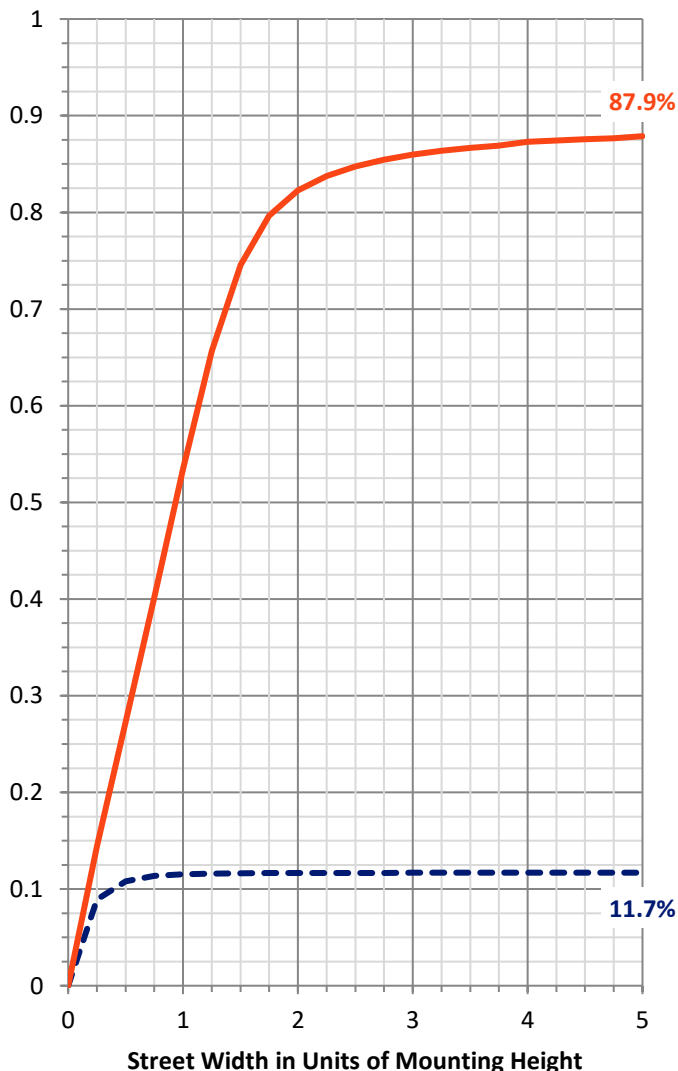
**FLUX DISTRIBUTION:**

		Downward	Upward	Total
<b>House Side</b>	Lumens	357.3	0.0	357.3
	% Fixture	11.8	0.0	11.8
<b>Street Side</b>	Lumens	2673.7	0.0	2673.7
	% Fixture	88.2	0.0	88.2
<b>Total</b>	Lumens	3031.0	0.0	3031.0
	% Fixture	100.0	0.0	100.0

**ZONAL LUMENS:**

Zone	Lumens	% Fixture
0°-10°	64.0	2.1
10°-20°	140.2	4.6
20°-30°	194.2	6.4
30°-40°	270.8	8.9
40°-50°	420.9	13.9
50°-60°	675.6	22.3
60°-70°	764.3	25.2
70°-80°	448.9	14.8
80°-90°	52.2	1.7
90°-100°	0.0	0.0
100°-110°	0.0	0.0
110°-120°	0.0	0.0
120°-130°	0.0	0.0
130°-140°	0.0	0.0
140°-150°	0.0	0.0
150°-160°	0.0	0.0
160°-170°	0.0	0.0
170°-180°	0.0	0.0
0°-90°	3031.0	100.0
0°-180°	3031.0	100.0

**Coefficient of Utilization**



REPORT NUMBER: P385404

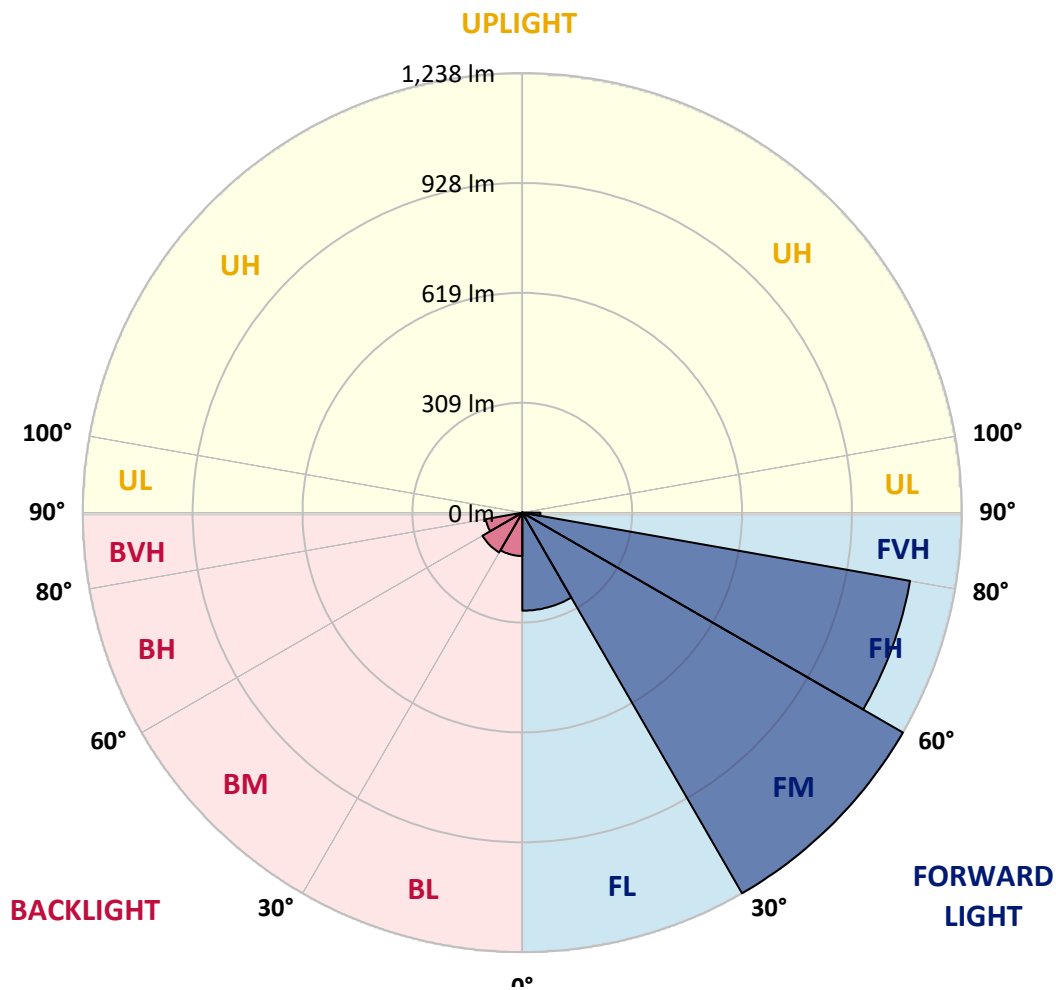
CATALOG NUMBER: GWC-SA1A-722-U-SL2-HSS

**LUMINAIRE CLASSIFICATION SYSTEM LUMEN TABLE AND BUG RATING:**

Zone	Lumens	% Fixture	Zone Rating/Lumen Limit		
			B	U	G
FL (0°-30°)	276.2	9.1			
FM (30°-60°)	1237.8	40.8			
FH (60°-80°)	1108.7	36.6			G1/1800
FVH (80°-90°)	51.0	1.7			G1/100
BL (0°-30°)	122.2	4.0	B1/500		
BM (30°-60°)	129.5	4.3	B0/220		
BH (60°-80°)	104.4	3.4	B0/110		G0/110
BVH (80°-90°)	1.2	0.0			G0/10
UL (90°-100°)	0.0	0.0		U0/0	
UH (100°-180°)	0.0	0.0		U0/0	

**BUG Rating: B1-U0-G1**

Type III Medium





REPORT NUMBER: P385404  
 CATALOG NUMBER: GWC-SA1A-722-U-SL2-HSS

**CANDELA DISTRIBUTION (FULL):**

	0°	5°	15°	25°	35°	45°	55°	64°	65°	75°	85°
0°	765.9	765.9	765.9	765.9	765.9	765.9	765.9	765.9	765.9	765.9	765.9
2.5°	772.7	770.8	772.4	775.7	777.4	777.4	778.6	777.1	777.6	773.9	768.5
5°	724.4	721.4	725.7	735.0	746.6	756.4	771.1	778.8	779.5	779.7	773.4
7.5°	672.3	669.6	675.9	686.9	701.8	720.2	745.7	768.0	769.3	781.3	776.7
10°	630.0	628.1	635.4	647.2	664.6	685.1	716.4	747.5	751.2	777.9	776.2
12.5°	596.4	594.8	601.8	615.4	633.2	655.9	688.6	724.6	729.6	770.0	773.6
15°	571.9	571.6	577.4	590.5	610.2	631.4	664.9	703.5	709.3	761.6	773.2
17.5°	559.1	559.4	563.7	574.8	591.8	612.8	644.9	685.7	691.9	754.0	775.2
20°	557.8	558.2	560.5	566.8	580.5	599.1	628.6	670.6	677.2	748.4	778.3
22.5°	569.1	568.8	569.5	568.8	576.5	590.6	617.8	659.1	666.7	744.6	780.7
25°	590.7	590.4	590.1	585.4	580.2	587.8	613.3	652.6	659.7	742.0	782.1
27.5°	620.9	620.6	620.2	612.4	597.0	592.3	613.8	650.1	656.2	739.8	781.8
30°	660.5	662.3	661.8	650.9	626.9	606.0	619.2	648.8	654.1	735.5	779.1
32.5°	707.1	710.7	713.5	701.8	671.8	633.2	631.7	650.3	654.1	732.3	774.3
35°	755.4	760.0	770.4	766.3	726.8	674.1	653.1	658.7	661.9	734.1	772.0
37.5°	803.0	808.5	831.1	843.0	798.9	728.2	686.4	679.6	681.3	745.0	774.5
40°	858.3	866.6	900.9	920.1	885.0	800.7	736.3	715.5	716.2	769.0	786.5
42.5°	930.9	939.5	976.5	1006.7	981.9	892.3	804.0	770.4	769.8	813.9	814.5
45°	1019.4	1028.3	1066.7	1100.2	1089.0	1000.8	890.7	850.6	849.8	884.7	867.8
47.5°	1119.7	1128.5	1162.8	1197.3	1209.3	1127.5	1001.2	960.0	958.2	983.1	950.0
50°	1205.7	1211.5	1243.0	1289.5	1343.9	1283.2	1138.5	1098.9	1097.0	1113.8	1070.7
52.5°	1237.0	1240.4	1272.4	1337.4	1473.1	1494.0	1319.0	1267.9	1266.5	1273.8	1231.4
55°	1173.7	1179.7	1219.1	1315.5	1543.2	1732.3	1546.8	1477.2	1466.6	1450.8	1399.4
57.5°	1001.0	1010.6	1053.0	1181.2	1510.5	1921.4	1881.5	1714.0	1698.4	1601.9	1536.0
60°	750.0	761.8	797.0	935.4	1335.9	1988.7	2247.3	1977.8	1942.6	1722.2	1661.5
62.5°	514.7	520.6	544.4	634.6	983.8	1878.4	2553.3	2331.2	2266.8	1853.0	1797.4
65°	393.1	395.2	404.9	435.9	585.9	1525.9	2675.0	2797.4	2719.5	2009.5	1938.3
67.5°	316.8	315.1	328.6	373.0	392.3	930.9	2533.0	3238.4	3202.0	2218.7	2080.2
69°	279.3	277.0	290.8	342.3	368.5	615.4	2264.5	3338.6	3340.9	2329.1	2089.9
70°	251.4	252.9	266.5	324.1	360.4	483.0	2008.0	3313.1	3331.3	2370.4	2031.4
72.5°	167.9	172.0	199.3	269.1	346.5	365.5	1212.4	2843.0	2913.1	2277.4	1742.9
75°	94.7	97.7	130.2	202.9	326.5	348.1	640.4	2094.5	2162.3	1904.5	1344.0
77.5°	46.4	48.1	73.6	130.9	273.1	331.7	363.2	1422.7	1500.1	1243.0	760.2
80°	19.6	20.5	36.8	80.8	195.2	316.5	269.7	875.6	885.2	487.0	202.5
82.5°	7.6	7.8	15.5	50.4	124.0	246.8	225.6	415.2	405.2	91.7	46.2
85°	0.9	1.0	5.6	30.3	69.0	127.0	183.3	178.9	165.6	18.2	23.7
87.5°	0.0	0.0	0.4	9.2	20.5	59.5	95.3	74.3	66.9	5.9	12.3
90°	0.0	0.0	0.0	0.0	0.0	0.0	0.0	0.0	0.0	0.0	0.0



REPORT NUMBER: P385404  
 CATALOG NUMBER: GWC-SA1A-722-U-SL2-HSS

**CANDELA DISTRIBUTION (continued):**

	90°	95°	105°	115°	125°	135°	145°	155°	165°	175°	180°
0°	765.9	765.9	765.9	765.9	765.9	765.9	765.9	765.9	765.9	765.9	765.9
2.5°	764.0	762.7	755.8	745.8	736.3	724.5	713.2	706.4	701.0	697.5	701.7
5°	766.1	760.4	739.4	712.5	686.0	656.3	628.6	605.1	595.9	585.6	590.2
7.5°	765.4	754.8	716.9	669.0	620.5	570.4	522.9	486.3	467.4	448.8	453.5
10°	762.2	744.3	686.9	615.9	543.3	471.2	403.9	352.7	324.1	298.2	301.9
12.5°	755.2	730.2	651.5	555.1	458.0	363.0	284.1	218.5	183.4	167.9	169.8
15°	750.9	716.4	614.1	493.5	366.9	252.8	173.7	129.2	113.1	108.0	108.6
17.5°	748.9	703.2	575.4	423.1	273.8	161.0	112.2	99.0	95.5	94.7	94.9
20°	746.8	689.9	535.5	353.5	188.7	108.2	92.2	88.4	87.1	85.9	86.2
22.5°	743.4	677.1	492.6	282.9	127.2	87.9	83.1	79.4	76.7	75.3	75.5
25°	739.1	663.6	448.9	210.7	92.9	78.4	73.9	68.6	65.4	62.8	63.0
27.5°	732.3	647.0	403.7	153.4	78.0	70.2	64.1	58.4	53.0	50.0	50.0
30°	722.8	628.3	353.6	109.8	69.9	62.1	54.8	47.6	41.8	39.1	38.9
32.5°	712.3	608.8	302.9	83.2	63.5	54.5	46.2	38.6	33.5	31.3	31.2
35°	703.4	587.8	252.4	69.8	57.1	47.2	38.1	31.7	27.6	25.8	25.7
37.5°	697.6	566.8	203.2	62.3	51.3	40.4	31.9	26.2	23.2	21.8	21.7
40°	696.7	551.1	158.1	56.7	45.9	34.4	26.7	22.2	19.5	18.0	17.8
42.5°	708.4	542.1	121.3	51.9	40.4	29.1	22.7	19.0	16.2	14.6	14.5
45°	739.0	545.0	93.4	47.7	34.9	24.6	19.2	15.8	13.2	12.1	11.8
47.5°	794.9	564.5	74.3	43.5	29.6	20.9	16.4	13.1	10.9	9.7	9.6
50°	894.5	610.2	62.1	38.9	24.8	17.8	13.6	10.6	8.8	7.8	7.7
52.5°	1026.6	691.8	55.4	34.4	20.5	15.1	11.2	8.5	6.9	6.2	6.0
55°	1172.3	790.6	51.0	29.5	16.8	12.6	8.8	6.7	5.4	4.7	4.5
57.5°	1314.5	876.1	46.9	24.8	14.0	10.3	7.1	5.3	4.2	3.6	3.5
60°	1445.2	954.7	42.2	19.9	11.4	8.1	5.5	4.1	3.3	2.7	2.7
62.5°	1585.1	1015.5	35.7	15.5	9.4	6.2	4.5	3.7	2.7	2.3	2.2
65°	1733.4	1060.7	28.0	12.1	7.3	4.6	3.7	3.8	2.2	1.7	1.5
67.5°	1842.9	1051.7	20.6	9.5	5.6	3.6	3.6	4.1	1.9	1.3	1.2
69°	1818.8	978.7	17.3	8.2	4.9	3.1	3.3	4.1	1.8	1.2	1.0
70°	1748.9	897.9	15.3	7.3	4.4	2.8	3.2	4.0	1.7	1.2	1.0
72.5°	1456.5	676.3	11.9	5.5	3.5	2.3	2.7	3.5	1.7	1.2	0.9
75°	1095.6	432.9	9.1	4.0	2.6	1.8	2.1	2.6	1.7	1.0	0.9
77.5°	596.1	156.1	6.5	2.7	1.8	1.4	1.4	1.9	1.5	0.8	0.5
80°	153.3	39.2	4.1	1.8	1.4	1.0	0.9	1.3	0.9	0.1	0.0
82.5°	37.8	8.8	2.2	1.3	1.0	0.4	0.4	0.6	0.4	0.0	0.0
85°	20.8	4.4	1.4	0.9	0.5	0.0	0.0	0.1	0.0	0.0	0.0
87.5°	10.6	1.3	0.4	0.3	0.1	0.0	0.0	0.0	0.0	0.0	0.0
90°	0.0	0.0	0.0	0.0	0.0	0.0	0.0	0.0	0.0	0.0	0.0



Signify Classified - Internal  
Cooper Lighting Solutions Photometric Lab  
1121 Highway 74 South  
Peachtree City, GA 30269

Scaled Data Report



Report Generated By 670245982

Signify Classified - Internal  
Cooper Lighting Solutions Photometric Lab  
1121 Highway 74 South  
Peachtree City, GA 30269

Scaled Data Report



Signify Classified - Internal  
Cooper Lighting Solutions Photometric Lab  
1121 Highway 74 South  
Peachtree City, GA 30269

Scaled Data Report



Signify Classified - Internal  
Cooper Lighting Solutions Photometric Lab  
1121 Highway 74 South  
Peachtree City, GA 30269

Scaled Data Report





--- HS — SS

Signify Classified - Internal  
Cooper Lighting Solutions Photometric Lab  
1121 Highway 74 South  
Peachtree City, GA 30269

Scaled Data Report



u

Signify Classified - Internal  
Cooper Lighting Solutions Photometric Lab  
1121 Highway 74 South  
Peachtree City, GA 30269

Scaled Data Report



Signify Classified - Internal  
Cooper Lighting Solutions Photometric Lab  
1121 Highway 74 South  
Peachtree City, GA 30269

Scaled Data Report



(END OF REPORT)